

Welcome!

Entry Task:

1. Make sure you get a **sticky note** as you walk in
2. Sign on to Chromebook or log in to computer
3. On your **sticky note** write your guess to the following question:


What is one challenging thing about being in middle school?

HSBP 7th Grade Lessons

6th Grade Lessons

7th Grade S.M.A.R.T Goals

Exploring Careers
KBYG & Goal Reflection



S.M.A.R.T GOALS = SUCCESS

Naviance Family Connection

<http://connection.naviance.com/eisenhowerms>

<http://connection.naviance.com/evergreenmid>

<http://connection.naviance.com/gatewayms>

<http://connection.naviance.com/heatherwoodms>

<http://connection.naviance.com/northmid>

Lesson Tasks

Understand the features of the different tabs in Naviance Family Connection

Understand the difference between a goal and a wish.

Understand the components of a S.M.A.R.T goal.

Complete a 7th grade S.M.A.R.T goal in Naviance Family Connection.

Learning Outcomes

Students will understand that using Naviance Family Connection, they can create, track, and update goals during their 7th grade year to help them maintain focus and achieve success.

CREATING YOUR GOAL

Goals and Your Future

Click on the **Careers** tab and scroll down to Road Trip Nation

Click the **Explore More** button

A green rectangular button with a subtle grid pattern and the text "EXPLORE MORE" in white, bold, uppercase letters.

In the top, right corner, click **Themes**

A light gray rectangular button with the word "Themes" in a colorful, multi-colored font.

Click on the **GOALS** button

A rectangular button with a diagonal line pattern and the text "GOALS (71)" in green, bold, uppercase letters.

Watch **Marshawn Evans**



You Define You
(1:13)

Marshawn Evans

CEO
Communication
Counts

Review the S.M.A.R.T Goal Criteria

Remember a ***goal***
without a plan is just
a wish... Antoine De Saint-Exupery

Make sure you create a
S.M.A.R.T 7th Grade Goal



S PECIFIC	What <u>exactly</u> is it you want to achieve?
M EASURABLE	How can you measure and track the progress of the goal?
A TTAINABLE	Is it actually attainable in the given time frame?
R ELEVANT	Is it something that you really want to do? Will it directly benefit you?
T IME BOUND	When do you want to achieve this goal by?

WHAT GOAL SHOULD I WRITE?

Log-in to Naviance Family Connection

Log-in:

<http://connection.naviance.com/eisenhowerms>

<http://connection.naviance.com/evergreenmid>

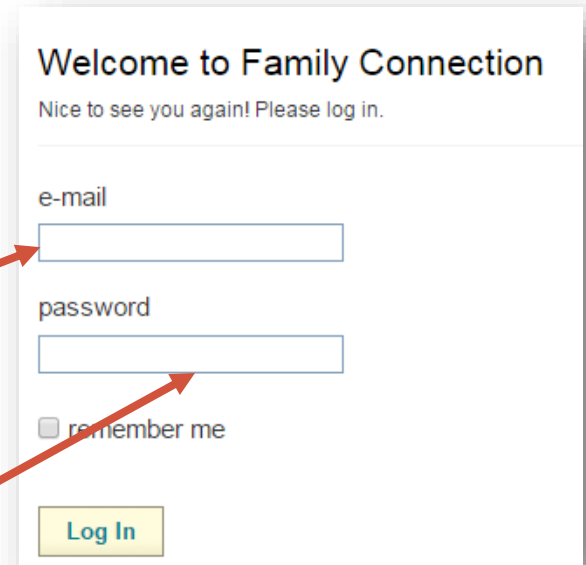
<http://connection.naviance.com/gatewayms>

<http://connection.naviance.com/heatherwoodms>

<http://connection.naviance.com/northmid>

username: student ID

password: last **4-digits** of your
student ID + **2-digits** for the **day**
you were born



Welcome to Family Connection
Nice to see you again! Please log in.

e-mail

password

☐ remember me

Log In

Check Your Goal Idea

At the end of 6th grade you completed a goal reflection and created one 7th grade goal idea.

Start by **reviewing** your goal idea to see if it still applies.





Topic of your Goal

**Highlight or circle your goal topic and a single area you plan to focus on. See the example below.*

Organization	Time Management	Study Skills	Work Completion
Keeping assignments and papers in correct section of binder	Writing assignments and/or homework in some type of planner	Actually setting aside time to study prior to a test/quiz	Completing work when time in class is given and not to get distracted by friends or other things
Writing assignments, tests, quizzes in a planner	Identifying a time and/or place to complete homework after school	Understanding <u>what</u> to study when the teacher tells the class of an upcoming quiz/test	Remembering to write down due dates for assignments and projects in my planner
Locating assignments easily when it is time to turn them in	Looking at my busy after school schedule and trying to use extra time in class to reduce my amount of homework	Ask the teacher for additional help some of the concepts that will be on a test/quiz are still confusing	Keeping an organized binder to help locate assignments quickly for turn in
Coming prepared to class with pencils, books, paper etc.	If absent, contacting teachers about assignments and ask for additional help/time if needed	Creating study aids like flashcards or use online apps like Quizlet to help me prepare for a test/quiz	Create a set place in a binder for homework so it gets turned in

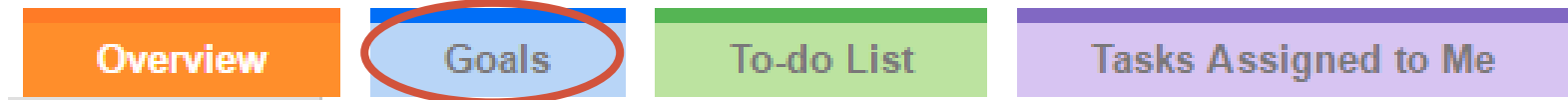
ENTER YOUR GOALS IN
NAVIANCE!

Set Your 7th Grade Goal

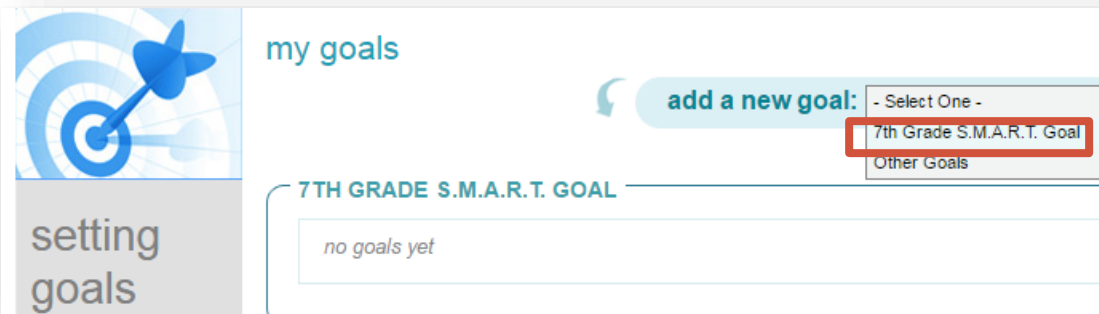
Click on the **my planner** tab



Click the **Goals** tab



7th Grade S.M.A.R.T Goal



my goals

add a new goal: - Select One -

7th Grade S.M.A.R.T. Goal

Other Goals

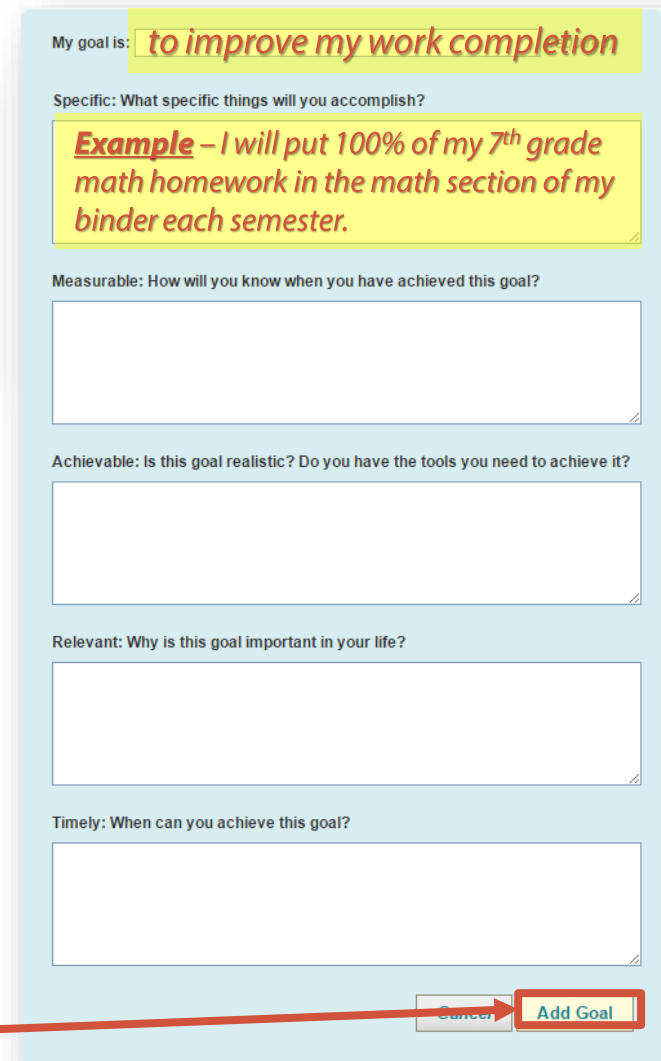
7TH GRADE S.M.A.R.T. GOAL

no goals yet

In the drop-down menu, select **7th Grade S.M.A.R.T Goal**.

Add specific and detailed information in each section to complete your **S.M.A.R.T Goal**.

Click the **Add Goal** button.



My goal is: **to improve my work completion**

Specific: What specific things will you accomplish?

Example – I will put 100% of my 7th grade math homework in the math section of my binder each semester.

Measurable: How will you know when you have achieved this goal?

Achievable: Is this goal realistic? Do you have the tools you need to achieve it?

Relevant: Why is this goal important in your life?

Timely: When can you achieve this goal?


Cancel Add Goal

Time for Action!

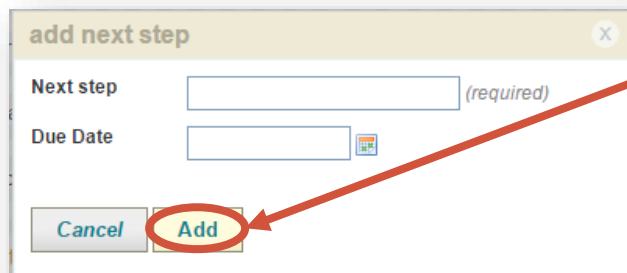
Once your goal is created, you will be prompted to come up with at least one action step.

Click **define your next step**

This looks like a great goal! Now, it's time to think about what steps you are going to take to achieve it.


 [define your next step](#)

In the box provided, type one thing you plan to do in the next 1-2 weeks that will help you achieve your goal.



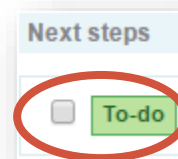
add next step

Next step (required)

Due Date 

Click **Add**

You will now see your action steps or **To-do's**.




Next steps

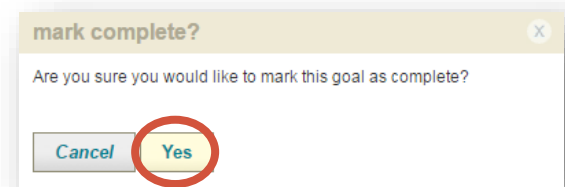
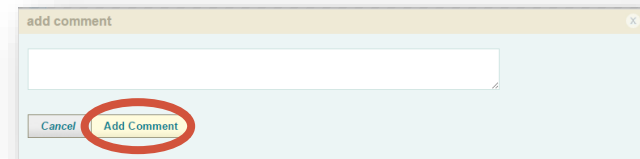
☐ To-do

Additional Goal Options

Once you have added a goal, you will have options for working with your goal.



- define your next step → Continue adding action steps
- edit goal → Edit/make adjustments to your goal
- add comment → Add comments as you make progress
- mark complete → Check off your goal when complete
- delete goal



COMPLETE THE LESSON...

Complete the Lesson...

To complete the lesson click the **my planner** tab then click **Tasks Assigned to Me** in Naviance Family Connection. Next, click the link to complete the **HSBP GR 7 Lesson 1 Survey – S.M.A.R.T Goals**.



Stay Up to Date by Following...

@EPSNAV



epsnav



- Get the most current updates without logging in!
- Instant notifications and Naviance information comes directly to you!
- See what is happening around our district with Naviance!

Naviance Questions?

If you have any questions, please contact naviance@everettsd.org. Be sure to provide your name and school.

To check messages sent to you through Naviance Family Connection, login and click the link for your **messages** on the right-hand side.

To contact your counselor, click the **contact us** link.

